...We Are the Makers of the Well-Made

and the Dreamers of Big Dreams,

We Are Madison County…

Introduction and Index

Thank you for considering Madison County, Indiana, USA. In the following pages you will find our community offers: **70 Million people within a 6 hour drive** • convenient location northeast of Indianapolis • aggressive workforce • dual rail system • heavy reliable & redundant utilities • highly competitive prices • creative incentive packages • low cost of living • diverse recreational opportunities • shovel ready sites • an experienced development team ready to assist your project • a community ready to welcome your business!

Introduction and Index	Page 2
Location and Transportation	Page 3
Labor and Commuting	Page 6
Labor Force by Drive Time	Page 7
Wage Data -Manufacturing	Page 10
Wage Data -Warehousing	Page 11
Wage Data -Administrative	Page 12
Tax Structure	Page 13
State of Indiana Business	Page 14
Incentives Overview	Page 15
Major Employers	Page 18
Expansions, Layoffs, Closures	Page 19
International Businesses	Page 20
Demographic Information	Page 21
Workforce Training	Page 22
Train, Educate & Incubate	Page 23
Higher Education	Page 24
Primary & Secondary (K-12)	Page 25
Secondary Career Center Ed	Page 26
Health Care	Page 27
Living	Page 28
Arts & Culture	Page 29
Recreational Amenities	Page 20
Local Contacts	Page 31

The following pages will provide labor and community information that we hope you will find informative. We will gladly provide any additional information you may require. You can also obtain more information from our website www.cedanderson.com or feel free to email any questions or concerns you may have to robsparks@cedanderson.com or tsimpson@cedanderson.com or call our office at 765-642-1860.

Madison County, Indiana Location and Transportation

Distance to Other Cities (Downtown)	
Indianapolis, IN	40 miles
Fort Wayne, IN	80 miles
Cincinnati, OH	120 miles
Louisville, KY	150 miles
Columbus, OH	170 miles
Chicago, IL	205 miles
Detroit, MI	245 miles

Port and Rail Access

Location	Rail Miles	Highway Mi.
Burns Harbor	270	180
Jeffersonville	140	140
Mt. Vernon	225	240
Deepwater – Baltimore, MD	570	

Airports	
Anderson Municipal Airport (AID) *Runway 12/30 – 5400 x 100 ft* *Runway 18/36 – 3400 x 75 ft*	Approx. 15 miles
Indianapolis International Airport (IND) *Longest Runway 11,200 ft x 150 ft.*	Approx. 50 miles
Ft. Wayne International Airport (FWA)	Approx. 65 miles
Chicago O'Hare International Airport (ORD)	Approx. 220 miles

Interstate	Exits	Drive Time
I-69	214-245	Immediate Access
I-70	91-115	15 to 20 minutes
I-465		15 to 20 minutes
I-74	96-123	30 to 35 minutes
I-65	129-158	35 to 40 minutes

Other Highways

State Road 9, State Road 28, State Road 67, State Road 37, State Road 232, State Road 236, State Road 109

Local Public Transportation

Transportation for Rural Areas of Madison County (TRAM) provides demand-response, reservation-based transportation to the general public in Madison County by calling call 888-589-1121. TRAM is operated by LifeStream Services - New InterUrban, under contract to Madison County. For more information please visit www.cirta.us/county-connect/transportation-resources/tram/

Local Trucking Companies

ABF Freight Systems	Atlas Trucking	Carter Express	R&L Carriers	TB&P Express
Cheshier Trucking	Conway Freight	Lapel Transportation	Rich Logistics	

Intermodal Container Terminals

The Senate Avenue Intermodal Terminal	Approx. 40 miles
CSX Avon Yard	Approx. 55 miles

Intermodal Freight Service

FedEx	Approx. 50 miles	2nd Largest HUB in US at Indianapolis IN Airport
UPS	Approx. 150 miles	Primary HUB in US at Louisville KY Airport

Transload Facilities - Multiple lines of each

CSX (TRANSFLO)
Distance: Approx. 38 miles
Address: 855 South Emerson Avenue
Indianapolis IN 46203
Contact: Phone: (317) 267-4440
https://www.csx.com/index.cfm/customers/value-added-services/product-transloading-and-distribution/

Norfolk Southern (TBT-Thoroughbred Bulk Transfer Terminal)
Distance: Approx. 128 miles
Address: 5555 Wooster Pike
Cincinnati, OH 45227
Contact: Frank Prentiss
843-636-4001
http://www.nscorp.com/content/nscorp/en/shipping-options/transload-network.html

The Indiana Rail Road
Distance: Approx. 40 miles
Address: 1500 South Senate Avenue
Indianapolis, IN 46225
Contact: Yvonne Dunlea
Manager, Business Development
317-616-3474 yvonne.dunlea@inrd.com
http://www.inrd.com/transload.aspx

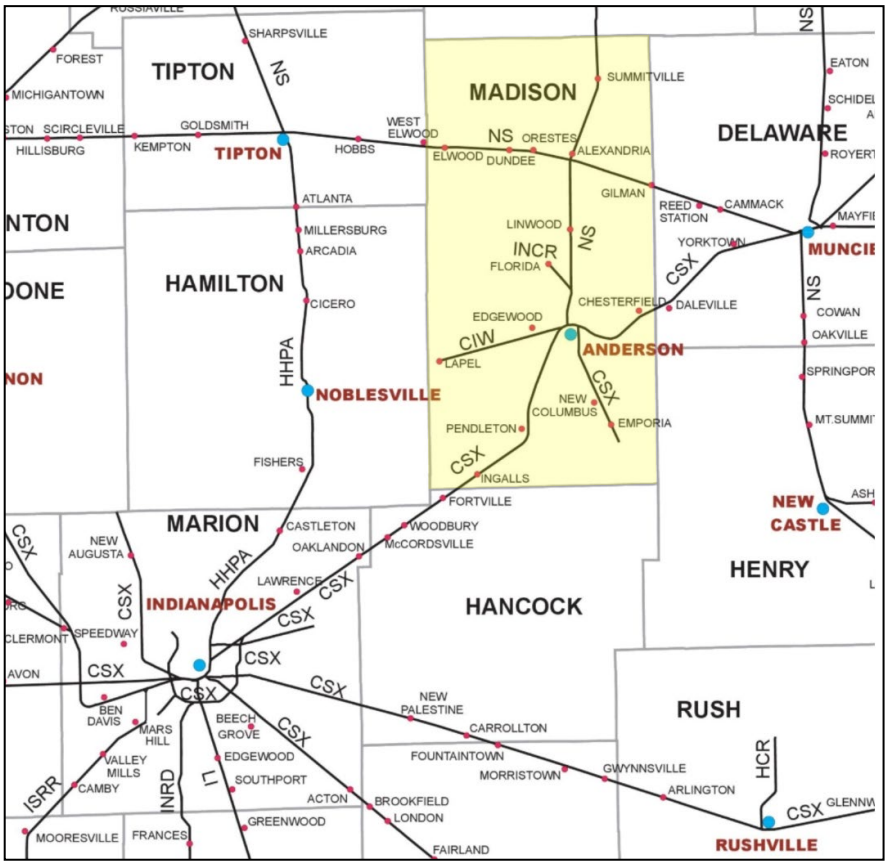

0 – 500 Mile Radius Map with Interstates

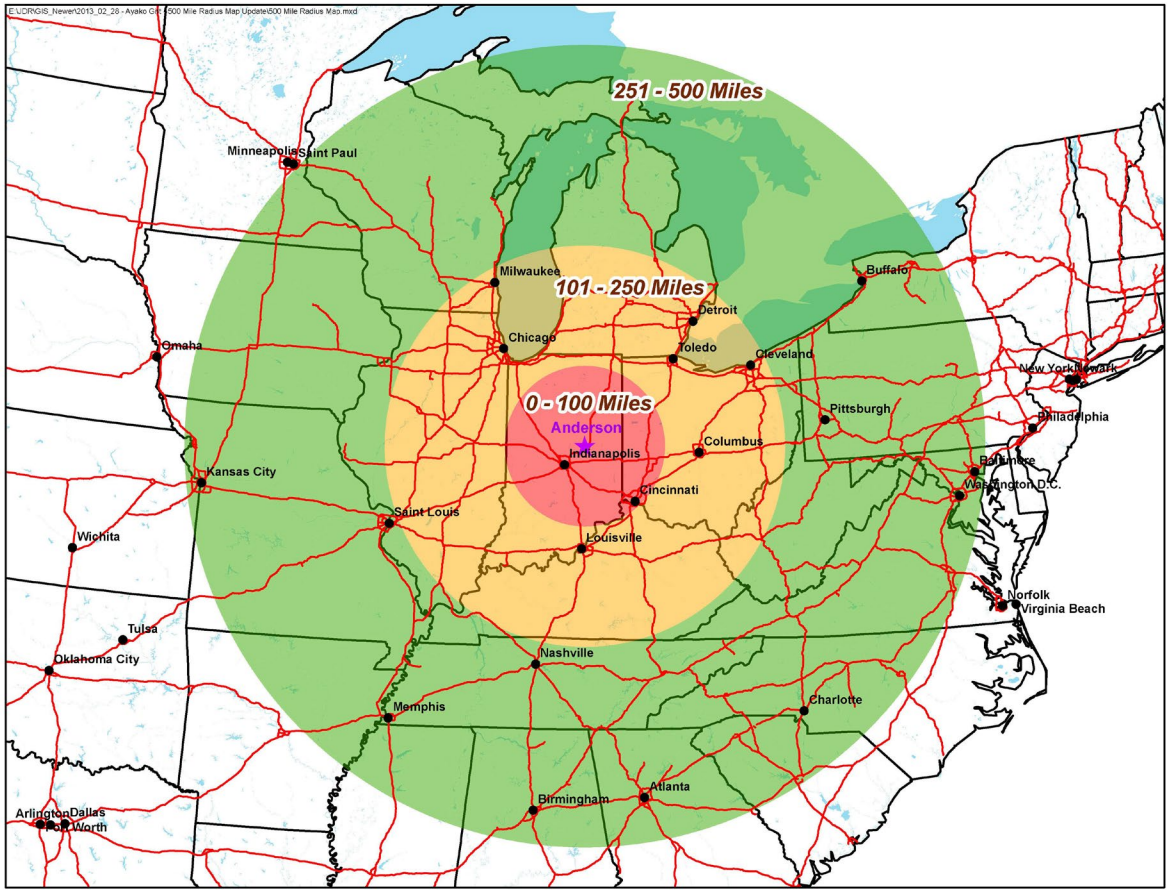

Airport Map (Anderson, the county seat of Madison County, is 10th largest City in the State of Indiana)

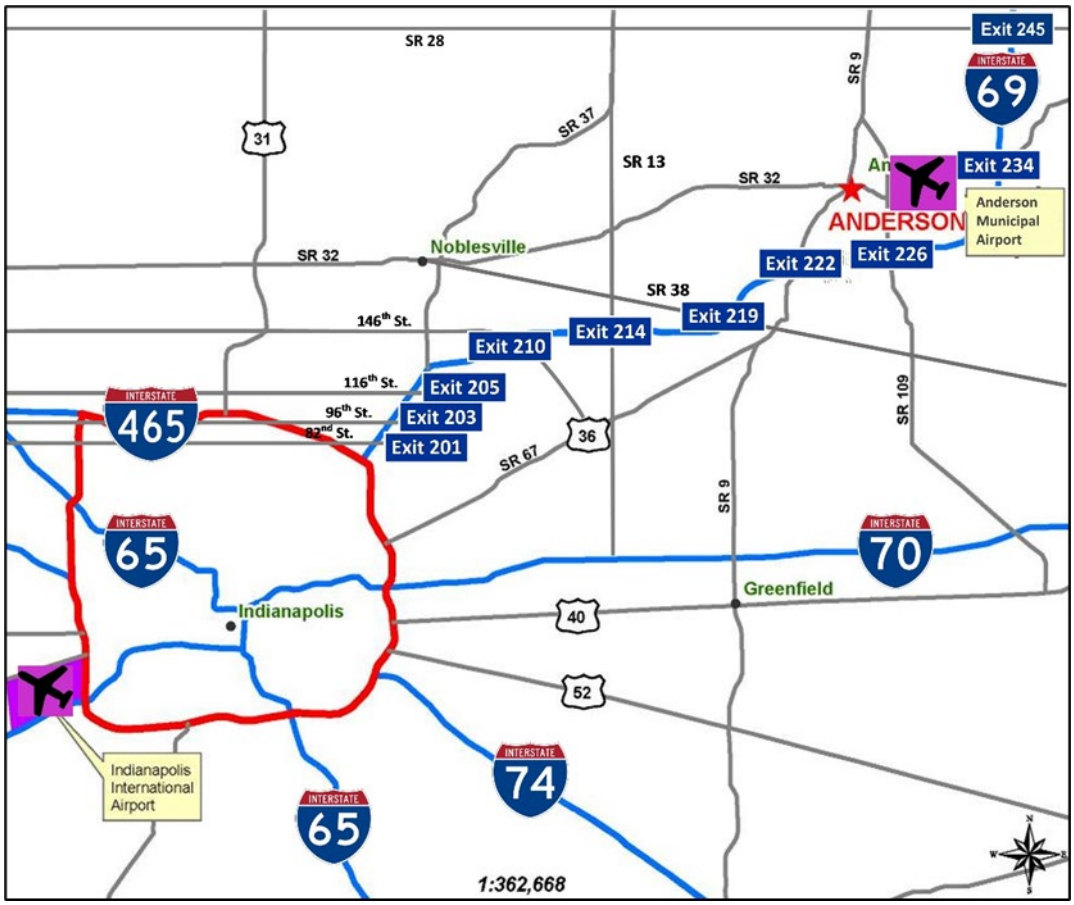

Labor Information

Labor Data April 2021	Madison County	Local Region	Indiana Region 5	State of Indiana
Population (2020)	129,681	1,761,594	2,038,438	6,483,802
Labor Force	58,348	893,842	1,043,487	3,327,059
Employed	55,460	853,820	1,000,001	3,187,375
Unemployed	2,888	40,022	43,486	139,684
Unemployment Rate	4.9%	3.9%	4.2%	4.2%

Source: Indiana Department of Workforce Development
Local Region includes: Madison, Tipton, Grant, Delaware, Henry, Hancock, Hamilton, and Marion
Indiana Region 5 includes: Boone, Hamilton, Hancock, Hendricks, Johnson, Madison, Marion, Morgan, and Shelby counties

White Collar Workers 62% • Blue Collar Workers 37% (2020 Madison County, IN)

Cost of Labor

Average Cost of Labor data is not available at a local level. The State of Indiana's Cost of Doing Business is one of the lowest in the county and is the lowest among the Midwestern states according to the Tax Foundation

Commuting Patterns – Average Commute Time 26.1 Minutes

Top 5 Counties Sending Workers

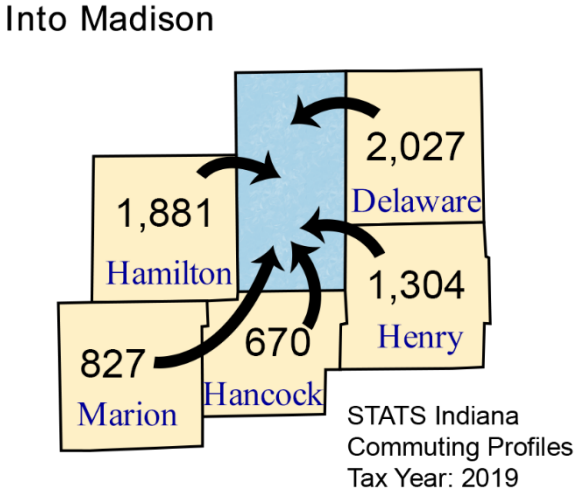

Top 5 Counties Receiving Workers

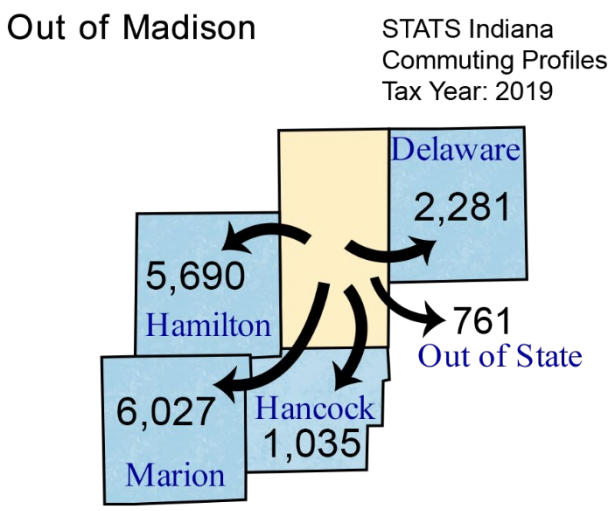

Unionization (2020)

	Private	Public	Total
Indianapolis-Carmel-Anderson MSA	3.7%	30.1%	6.2%
State of Indiana	5.8%	26.9%	8.2%

Source: UnionStats

No (0) New Unions in Anderson MSA/Madison County over the last 25 years

Labor Force Data by Drive Time for I-69 Exits in Madison County

Current Labor Force (2020) - Drive Time I-69 Exit 214, Ingalls IN			
	15-minute	30-minute	45-minute
Labor Force	74,364	715,120	1,109,443
Employed	72,646	696,668	1,081,463
Unemployed	1,579	17,685	26,525
In Armed Forces	139	767	1,455
Population	134,066	1,355,358	2,106,254

Projected Labor Force (2025) - Drive Time I-69 Exit 214, Ingalls IN			
	15-minute	30-minute	45-minute
Labor Force		760,194	1,173,054
Employed		740,540	1,143,440
Unemployed		18,835	28,057
In Armed Forces		819	1,557
Population		1,425,081	2,204,855

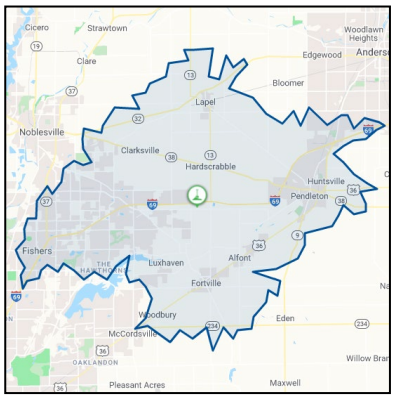

15 minute Drive-Time radius

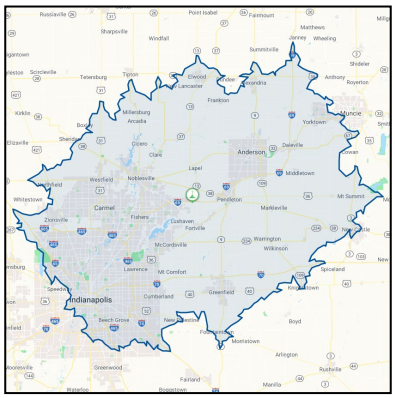

30 minute Drive-Time radius

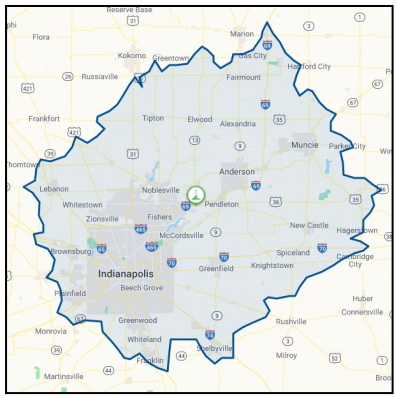

45 minute Drive-Time radius

Current Labor Force (2020) - Drive Time I-69 Exit 219, Pendleton IN			
	15-minute	30-minute	45-minute
Labor Force	22,194	605,541	1,096,720
Employed	21,685	589,449	1,069,072
Unemployed	509	15,465	26,363
In Armed Forces	0	627	1,285
Population	46,839	1,143,759	2,086,144

Projected Labor Force (2025) - Drive Time I-69 Exit 219, Pendleton IN			
	15-minute	30-minute	45-minute
Labor Force	22,183	643,311	1,156,650
Employed	21,676	626,180	1,127,477
Unemployed	507	16,462	27,801
In Armed Forces	0	669	1,372
Population	46,750	1,202,202	2,179,046

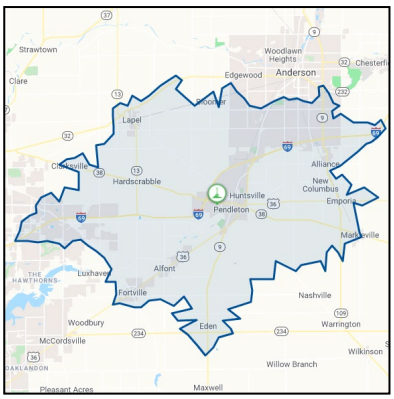

15 minute Drive-Time radius

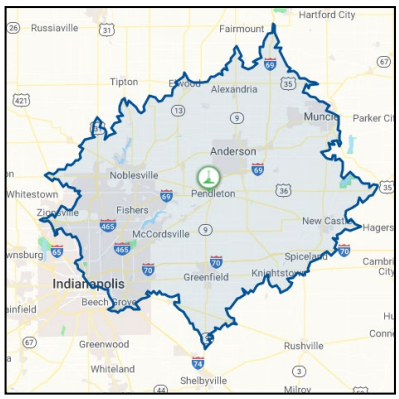

30 minute Drive-Time radius

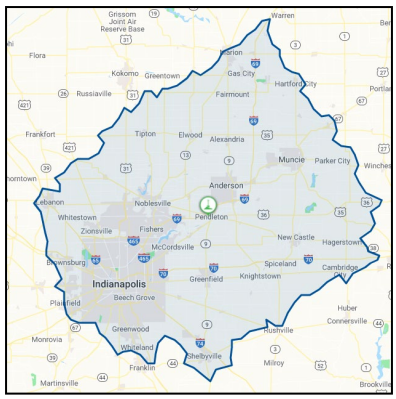

45 minute Drive-Time radius

Current Labor Force (2020) - Drive Time I-69 Exit 222, Anderson IN			
	15-minute	**30-minute**	**45-minute**
Labor Force	37,510	530,599	1,040,667
Employed	36,253	516,680	1,014,236
Unemployed	1,235	13,405	25,256
In Armed Forces	22	514	1,175
Population	82,409	1,003,451	1,987,078

Projected Labor Force (2025) - Drive Time I-69 Exit 222, Anderson IN			
	15-minute	**30-minute**	**45-minute**
Labor Force	38,017	561,531	1,094,256
Employed	36,726	546,832	1,066,433
Unemployed	1,269	14,154	26,572
In Armed Forces	22	545	1,251
Population	83,663	1,049,788	2,070,690

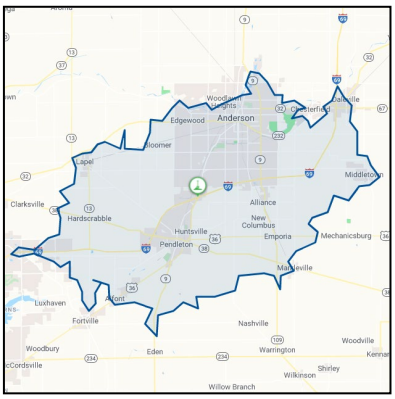

15 minute Drive-Time radius

30 minute Drive-Time radius

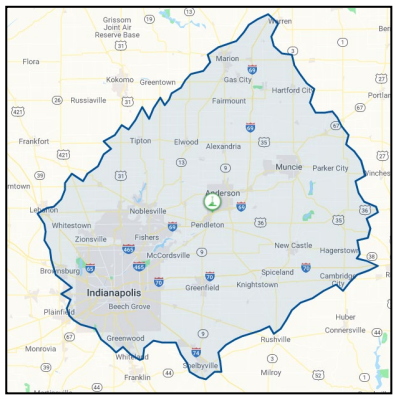

45 minute Drive-Time radius

Current Labor Force (2020) - Drive Time I-69 Exit 226, Anderson, IN			
	15-minute	**30-minute**	**45-minute**
Labor Force	45,614	424,041	961,318
Employed	44,146	413,111	936,763
Unemployed	1,446	10,540	23,673
In Armed Forces	22	390	882
Population	98,466	810,693	1,842,271

Projected Labor Force (2025) - Drive Time I-69 Exit 226, Anderson, IN			
	15-minute	**30-minute**	**45-minute**
Labor Force	46,059	447,018	1,007,609
Employed	44,561	435,543	981,815
Unemployed	1,476	11,063	24,859
In Armed Forces	22	412	935
Population	99,630	843,584	1,914,352

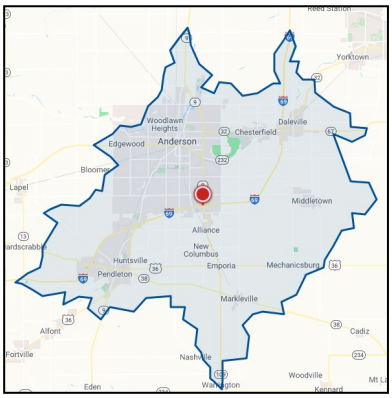

15 minute Drive-Time radius

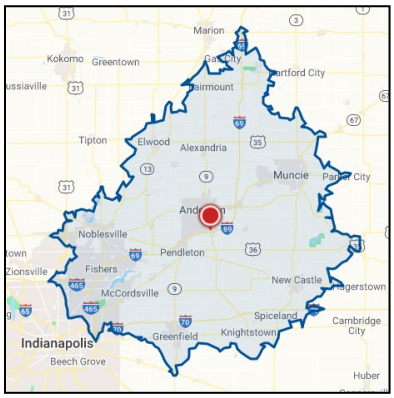

30 minute Drive-Time radius

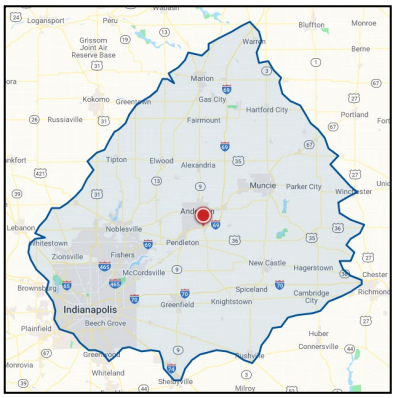

45 minute Drive-Time radius

Current Labor Force (2019) - Drive Time I-69 Exit 234, Chesterfield - Daleville IN			
	15-minute	**30-minute**	**45-minute**
Labor Force	34,708	282,779	750,051
Employed	33,536	275,433	730,505
Unemployed	1,146	7,080	18,888
In Armed Forces	26	266	658
Population	73,483	554,979	1,435,918

Projected Labor Force (2024) - Drive Time I-69 Exit 234, Chesterfield - Daleville IN			
	15-minute	**30-minute**	**45-minute**
Labor Force	35,121	295,303	789,144
Employed	33,913	287,614	768,516
Unemployed	1,182	7,401	19,930
In Armed Forces	26	288	698
Population	74,519	572,935	1,496,014

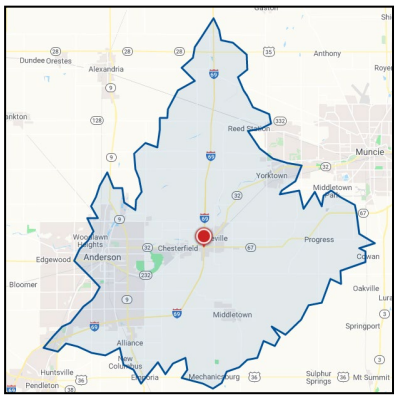

15 minute Drive-Time radius

30 minute Drive-Time radius

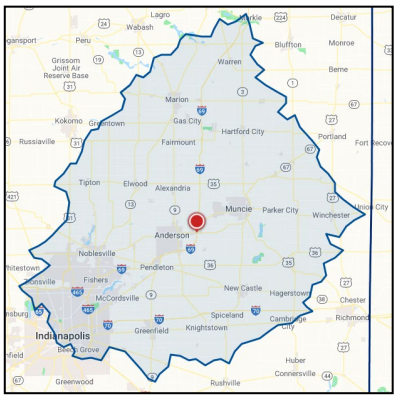

45 minute Drive-Time radius

Current Labor Force (2020) - Drive Time 5 miles West of I-69 Exit 245, Alexandria IN			
	15-minute	**30-minute**	**45-minute**
Labor Force	16,014	173,318	468,252
Employed	15,560	168,465	456,409
Unemployed	449	4,758	11,341
In Armed Forces	5	95	502
Population	33,547	359,233	917,969

Projected Labor Force (2025) - Drive Time 5 miles West of I-69 Exit 245, Alexandria IN			
	15-minute	**30-minute**	**45-minute**
Labor Force	15,860	172,538	484,798
Employed	15,354	166,979	471,001
Unemployed	501	5,458	13,396
In Armed Forces	5	101	401
Population	33,603	360,848	935,499

15 minute Drive-Time radius

30 minute Drive-Time radius

45 minute Drive-Time radius

Wage Data - Manufacturing, Engineering & Production

Madison County Labor Shed - Indianapolis-Carmel-Anderson MSA & Muncie MSA, BLS May 2020

MSA Area Name	OCC Code	OCC Title	Hourly Mean	Hourly Median
Indy-Carmel-Anderson	11-1021	General and Operations Managers	$59.89	$49.72
Muncie	11-1021	General and Operations Managers	$52.38	$39.83
Indy-Carmel-Anderson	11-3051	Industrial Production Managers	$50.01	$47.57
Muncie	11-3051	Industrial Production Managers	$44.31	$39.65
Indy-Carmel-Anderson	17-2071	Electrical Engineers	$44.98	$42.92
Indy-Carmel-Anderson	17-2112	Industrial Engineers	$37.79	$36.64
Muncie	17-2112	Industrial Engineers	$36.41	$35.66
Indy-Carmel-Anderson	17-2141	Mechanical Engineers	$48.37	$40.48
Muncie	17-2141	Mechanical Engineers	$29.70	$29.90
Indy-Carmel-Anderson	17-3012	Electrical and Electronics Drafters	$31.93	$29.62
Indy-Carmel-Anderson	17-3013	Mechanical Drafters	$24.62	$23.42
Muncie	17-3013	Mechanical Drafters	$24.44	$25.10
Indy-Carmel-Anderson	17-3023	Electrical and Electronics Engineering Technicians	$31.39	$31.92
Indy-Carmel-Anderson	17-3026	Industrial Engineering Technicians	$25.08	$24.39
Indy-Carmel-Anderson	17-3027	Mechanical Engineering Technicians	$24.80	$24.96
Indy-Carmel-Anderson	41-4011	Sales Representatives, Wholesale and Manufacturing, Technical and Scientific Products	$58.59	$46.19
Indy-Carmel-Anderson	41-4012	Sales Representatives, Wholesale and Manufacturing, Except Technical and Scientific Products	$43.47	$35.29
Muncie	41-4012	Sales Representatives, Wholesale and Manufacturing, Except Technical and Scientific Products	$30.29	$24.51
Indy-Carmel-Anderson	43-5061	Production, Planning, and Expediting Clerks	$22.50	$21.27
Muncie	43-5061	Production, Planning, and Expediting Clerks	$21.03	$20.94
Indy-Carmel-Anderson	49-9041	Industrial Machinery Mechanics	$29.10	$26.91
Muncie	49-9041	Industrial Machinery Mechanics	$27.57	$27.80
Indy-Carmel-Anderson	49-9043	Maintenance Workers, Machinery	$25.21	$26.71
Indy-Carmel-Anderson	51-0000	Production Occupations	$18.68	$17.37
Muncie	51-0000	Production Occupations	$19.36	$17.84
Indy-Carmel-Anderson	51-1011	First-Line Supervisors of Production and Operating Workers	$30.55	$29.49
Muncie	51-1011	First-Line Supervisors of Production and Operating Workers	$32.25	$30.14
Indy-Carmel-Anderson	51-2028	Electrical, Electronic, and Electromechanical Assemblers, Except Coil Winders, Tapers, and Finishers	$17.57	$17.34
Indy-Carmel-Anderson	51-2090	Miscellaneous Assemblers and Fabricators	$16.60	$15.61
Muncie	51-2090	Miscellaneous Assemblers and Fabricators	$16.56	$16.03
Indy-Carmel-Anderson	51-4031	Cutting, Punching, and Press Machine Setters, Operators, and Tenders, Metal and Plastic	$17.92	$17.55
Muncie	51-4031	Cutting, Punching, and Press Machine Setters, Operators, and Tenders, Metal and Plastic	$17.65	$17.16
Indy-Carmel-Anderson	51-4041	Machinists	$21.89	$21.14
Muncie	51-4041	Machinists	$19.70	$18.60
Indy-Carmel-Anderson	51-4072	Molding, Coremaking, and Casting Machine Setters, Operators, and Tenders, Metal and Plastic	$18.18	$16.97
Indy-Carmel-Anderson	51-4111	Tool and Die Makers	$24.92	$23.82
Muncie	51-4111	Tool and Die Makers	$22.73	$21.52
Indy-Carmel-Anderson	51-4121	Welders, Cutters, Solderers, and Brazers	$21.19	$21.00
Muncie	51-4121	Welders, Cutters, Solderers, and Brazers	$18.57	$18.00
Indy-Carmel-Anderson	51-9161	Computer Numerically Controlled Tool Operators	$20.99	$20.62
Muncie	51-9161	Computer Numerically Controlled Tool Operators	$20.14	$19.79
Indy-Carmel-Anderson	51-9162	Computer Numerically Controlled Tool Programmers	$27.69	$27.59
Indy-Carmel-Anderson	51-9198	Helpers—Production Workers	$14.21	$13.90
Muncie	51-9198	Helpers—Production Workers	$15.37	$15.91
Indy-Carmel-Anderson	51-9199	Production Workers, All Other	$16.19	$14.67

Wage Data - Warehousing

Madison County Labor Shed - Indianapolis-Carmel-Anderson MSA & Muncie MSA, BLS May 2020

MSA Area Name	OCC Code	OCC Title	Hourly Mean	Hourly Median
Indy-Carmel-Anderson	00-0000	All Occupations	$25.51	$19.67
Muncie	00-0000	All Occupations	$22.86	$17.39
Indy-Carmel-Anderson	11-0000	Management Occupations	$52.77	$45.59
Muncie	11-0000	Management Occupations	$46.53	$38.67
Indy-Carmel-Anderson	11-1021	General and Operations Managers	$59.89	$49.72
Muncie	11-1021	General and Operations Managers	$52.38	$39.83
Indy-Carmel-Anderson	11-3071	Transportation, Storage, and Distribution Managers	$46.57	$43.22
Indy-Carmel-Anderson	43-5071	Shipping, Receiving, and Traffic Clerks	$16.85	$15.99
Muncie	43-5071	Shipping, Receiving, and Traffic Clerks	$18.06	$15.86
Indy-Carmel-Anderson	43-5111	Weighers, Measurers, Checkers, and Samplers, Recordkeeping	$18.94	$18.15
Indy-Carmel-Anderson	49-9041	Industrial Machinery Mechanics	$29.10	$26.91
Muncie	49-9041	Industrial Machinery Mechanics	$27.57	$27.80
Indy-Carmel-Anderson	49-9043	Maintenance Workers, Machinery	$25.21	$26.71
Indy-Carmel-Anderson	51-9111	Packaging and Filling Machine Operators and Tenders	$17.22	$17.04
Muncie	51-9111	Packaging and Filling Machine Operators and Tenders	$16.15	$15.03
Indy-Carmel-Anderson	51-9161	Computer Numerically Controlled Tool Operators	$20.99	$20.62
Muncie	51-9161	Computer Numerically Controlled Tool Operators	$20.14	$19.79
Indy-Carmel-Anderson	51-9162	Computer Numerically Controlled Tool Programmers	$27.69	$27.59
Indy-Carmel-Anderson	53-0000	Transportation and Material Moving Occupations	$18.00	$16.13
Muncie	53-0000	Transportation and Material Moving Occupations	$16.92	$15.81
Indy-Carmel-Anderson	53-1047	First-Line Supervisors of Transportation and Material Moving Workers, Except Aircraft Cargo Handling Supervisors	$26.93	$27.11
Muncie	53-1047	First-Line Supervisors of Transportation and Material Moving Workers, Except Aircraft Cargo Handling Supervisors	$21.68	$19.41
Indy-Carmel-Anderson	53-3032	Heavy and Tractor-Trailer Truck Drivers	$23.26	$22.86
Muncie	53-3032	Heavy and Tractor-Trailer Truck Drivers	$21.84	$21.64
Indy-Carmel-Anderson	53-7011	Conveyor Operators and Tenders	$15.09	$14.70
Indy-Carmel-Anderson	53-7021	Crane and Tower Operators	$33.78	$31.95
Indy-Carmel-Anderson	53-7051	Industrial Truck and Tractor Operators	$18.25	$17.56
Muncie	53-7051	Industrial Truck and Tractor Operators	$17.00	$16.63
Indy-Carmel-Anderson	53-7062	Laborers and Freight, Stock, and Material Movers, Hand	$16.03	$15.13
Muncie	53-7062	Laborers and Freight, Stock, and Material Movers, Hand	$16.02	$15.31
Indy-Carmel-Anderson	53-7064	Packers and Packagers, Hand	$13.65	$13.42
Muncie	53-7064	Packers and Packagers, Hand	$10.82	$9.84
Indy-Carmel-Anderson	53-7065	Stockers and Order Fillers	$14.67	$14.13
Muncie	53-7065	Stockers and Order Fillers	$13.41	$12.57

Wage Data Office & Administrative

Madison County Labor Shed - Indianapolis-Carmel-Anderson MSA & Muncie MSA, BLS May 2020

MSA Area Name	OCC Code	OCC Title	Hourly Mean	Hourly Median
Indy-Carmel-Anderson	11-2021	Marketing Managers	$61.76	$56.45
Indy-Carmel-Anderson	11-2022	Sales Managers	$65.13	$58.31
Muncie	11-2022	Sales Managers	$58.57	$48.12
Indy-Carmel-Anderson	11-3010	Administrative Services and Facilities Managers	$47.25	$42.17
Muncie	11-3010	Administrative Services and Facilities Managers	$38.67	$36.72
Indy-Carmel-Anderson	11-3021	Computer and Information Systems Managers	$62.93	$60.16
Muncie	11-3021	Computer and Information Systems Managers	$55.24	$51.43
Indy-Carmel-Anderson	11-3031	Financial Managers	$68.18	$59.24
Muncie	11-3031	Financial Managers	$50.13	$45.17
Indy-Carmel-Anderson	11-3061	Purchasing Managers	$56.36	$56.64
Indy-Carmel-Anderson	11-3111	Compensation and Benefits Managers	$60.50	$56.99
Indy-Carmel-Anderson	11-3121	Human Resources Managers	$53.90	$50.74
Muncie	11-3121	Human Resources Managers	$52.55	$49.89
Indy-Carmel-Anderson	13-0000	Business and Financial Operations Occupations	$34.57	$31.13
Muncie	13-0000	Business and Financial Operations Occupations	$32.54	$28.99
Indy-Carmel-Anderson	13-1071	Human Resources Specialists	$29.26	$27.47
Muncie	13-1071	Human Resources Specialists	$23.50	$19.12
Indy-Carmel-Anderson	13-1161	Market Research Analysts and Marketing Specialists	$29.75	$27.43
Muncie	13-1161	Market Research Analysts and Marketing Specialists	$26.38	$23.97
Indy-Carmel-Anderson	13-1198	Project Management Specialists and Business Operations Specialists, All Other	$35.33	$33.56
Muncie	13-1198	Project Management Specialists and Business Operations Specialists, All Other	$40.79	$38.86
Indy-Carmel-Anderson	15-0000	Computer and Mathematical Occupations	$39.67	$38.05
Muncie	15-0000	Computer and Mathematical Occupations	$36.36	$33.05
Indy-Carmel-Anderson	15-1232	Computer User Support Specialists	$24.33	$22.66
Muncie	15-1232	Computer User Support Specialists	$23.21	$23.12
Indy-Carmel-Anderson	15-1244	Network and Computer Systems Administrators	$40.98	$37.80
Muncie	15-1244	Network and Computer Systems Administrators	$36.82	$32.24
Indy-Carmel-Anderson	43-0000	Office and Administrative Support Occupations	$19.94	$18.46
Muncie	43-0000	Office and Administrative Support Occupations	$17.71	$16.51
Indy-Carmel-Anderson	43-1011	First-Line Supervisors of Office and Administrative Support Workers	$30.65	$28.62
Muncie	43-1011	First-Line Supervisors of Office and Administrative Support Workers	$26.88	$23.97
Indy-Carmel-Anderson	43-3011	Bill and Account Collectors	$20.35	$18.21
Indy-Carmel-Anderson	43-3021	Billing and Posting Clerks	$19.36	$18.49
Muncie	43-3021	Billing and Posting Clerks	$16.25	$16.48
Indy-Carmel-Anderson	43-3031	Bookkeeping, Accounting, and Auditing Clerks	$20.88	$20.24
Muncie	43-3031	Bookkeeping, Accounting, and Auditing Clerks	$17.64	$17.68
Indy-Carmel-Anderson	43-3051	Payroll and Timekeeping Clerks	$21.99	$21.67
Muncie	43-3051	Payroll and Timekeeping Clerks	$18.84	$17.97
Indy-Carmel-Anderson	43-3061	Procurement Clerks	$20.71	$20.61
Indy-Carmel-Anderson	43-4051	Customer Service Representatives	$18.96	$17.70
Muncie	43-4051	Customer Service Representatives	$16.64	$14.57
Indy-Carmel-Anderson	43-5071	Shipping, Receiving, and Inventory Clerks	$16.85	$15.99
Muncie	43-5071	Shipping, Receiving, and Inventory Clerks	$18.06	$15.86
Indy-Carmel-Anderson	43-6014	Secretaries and Administrative Assistants, Except Legal, Medical, and Executive	$18.14	$17.59
Muncie	43-6014	Secretaries and Administrative Assistants, Except Legal, Medical, and Executive	$16.98	$17.19

Tax Structure

Indiana ranks 1st in the Midwest and 10th nationally in the Tax Foundation's 2019 State Business Tax Climate Index. Indiana is a **Right-to-Work** State with a **AAA Bond Rating**.

Tax Structure	Local Rate	State Rate	Notes
Real Property Tax	Local Rate or 3% Cap	0%	100% of Assessed Value*
Personal Property Tax	Local Rate or 3% Cap	0%	100% of Assessed Value*
Machine & Equipment Tax	Local Rate or 3% Cap	0%	100% of Assessed Value*
Corporate Income Tax	0%	5.25%	Reducing to 4.9% by 7/2021**
Individual Personal Income Tax	1.75%	3.23%	Federal Adjusted Gross Income (possible exemptions & deductions)
Sales and Use Tax	0%	7%	Exemptions possible for: Raw Materials, Wholesale items used directly in production, Sales made in interstate commerce, and Research & Development Equipment
Sales Tax -Electricity	0%	7%	May be eligible for Exemption
Sales Tax -Natural Gas	0%	7%	May be eligible for Exemption
Sales Tax -Water	0%	7%	May be eligible for Exemption
Sales Tax -Wastewater	0%	7%	No Exemptions available
Sales Tax -Construction	0%	7%	Exemption possible if the contractor's customer is tax exempt applicable

NO (0%) Franchise Tax, Local Occupation Tax, Inventory Tax, Inheritance Tax, or Gross Receipt Tax.

***Property Tax**
The property tax rate in Indiana is capped at 1% for homesteads, 2% for other residential property and farmland, and 3% for commercial, industrial and personal property. This means while the actual rates may be higher, the maximum paid after deductions is capped. Some properties have a tax rate that is lower than the 3% cap and thus the lower rate would be used. Indiana's property tax is assessed at 100% of market value.

****Corporate Income Tax**
The Corporate Adjusted Gross Income Tax is calculated based on the adjusted gross income, which is a company's federal adjusted gross income with certain adjustments. This method of determination simplifies tax calculations for corporations and does not apply to S corporations and not-for-profit organizations. It is not federal tax deductible and accelerate and bonus depreciation is allowed.

Single Sales Factor Apportionment
The Indiana portion of a corporation's tax liability is based solely on the portion of the company's sales in the State of Indiana.

Unemployment Insurance Tax
Indiana was ranked 11th in the nation by the Tax Foundation in the 2019 State Business Tax Climate Index Ranking for Unemployment Insurance Tax. Unemployment Insurance Tax ranges from 0.5% to 7.4%. New employers use 2.50% to 2.96. New construction employer rate of 2.73% applies unless certain conditions are met. Wage Base is $9,600. After 36 months, the percentage is based upon an experience factor.

Workers' Compensation
Indiana ranks # 2 in the nation for lowest Workers' Compensation Premium Rate at $0.77 per $100 of payroll.

Payroll Taxes
FICA (Social Security) – 6.2% (6.2% on the first $132,900 wages paid)
Medicare – 1.45% or 2.35% (1.45% on the first $200,000 and 2.35% above $200,000)

State of Indiana Business Overview

Taxes & Factors	INDIANA
Corporate Income Tax Rate (a)	5.25% (4.9% on 7/1/2021)
State Apportionment of Corporate Income	Single Sales Factor
Gross Receipts Tax	None
Individual Income Tax Rate	3.23%
Local Average Individual Income Tax Rate (b)	1.56%
Sales Tax Rate	7.0%
Local Average Sales Tax Rate (c)	None
2020 Tax Foundation Property Tax Index Rank	2
Inventory Tax	No
Unemployment Insurance Tax - New Employer (d)	$238
Workers' Compensation Premium Rate Rank	2
Workers' Compensation Premium Rate Index (Per $100 of Payroll)	$0.87
Mean Hourly Wage (e)	$23.01
Cost of Living Index	95.3
Right To Work	Yes

(b) The effective local income tax rate is calculated by taking the mean of the income tax rate in the most populous city and the capital city.
(c) City, county and municipal rates vary. These rates are weighted by population to compute an average local tax rate.
Source: Tax Foundation (2/2020). Federation of Tax Administrators (State Apportionment of Corporate Income, 1/2020). Oregon Dept. of Consumer & Business Services (Oregon Workers' Compensation Premium Rate Ranking, 10/2018). Various state unemployment insurance agencies. ADP 2020 FastFacts. Bureau of Labor Statistics - Quarterly Census of Employment & Wages (9/2019). Emsi 2020.1 (using C2ER Cost of Living data). National Right To Work Legal Defense Foundation. Area Development (9/2019). Chief Executive (5/2020). CNBC (7/2019). Forbes (12/2019). US News

State Rankings	INDIANA
CNBC *America's Top States for Business 2019 - Infrastructure*	1
US News & World Report *2019 Best States for Long-Term Fiscal Stability*	2
US News & World Report *2019 Best States for Affordability*	3
CNBC *America's Top States for Business 2019 - Business Friendliness*	4
Forbes *The Best States for Business 2019 - Regulatory Environment*	5
Chief Executive *2019 Best & Worst States for Business*	5
Area Development *2019 Top States for Doing Business - Competitive Labor Environment*	5 (tie)
Tax Foundation *2020 State Business Tax Climate Index*	10
S&P Global State Credit Rating *General Obligation or ICR*	AAA

Reviewed 08/11/2020

Incentives Overview

Local Incentives - Applicable incentives vary based on project location and scope

Community Revitalization Enhancement District (CRED)

- Credit against a taxpayer's state and local tax liability for a qualified investment in that year
- Amount of credit is the qualified investment multiplied by twenty-five percent (25%)
- Special incentive packages may be based on recoupment of sales tax and/or state income tax amounts

Economic Development Revolving Loan Fund

- Loans of up to $100,000 at rates as low as four percentage points below prime rate

Industrial Revenue Bonds

- Low-interest tax-exempt bonds; Interests on the bonds is exempt from federal and state income tax

New Market Tax Credit (NMTC)

- Taxpayers receive a Federal Tax Credit for making qualified equity investments
- The credit totals 39% over a seven year credit allowance period
- NMTC program may be layered with other federal tax benefits

Property Tax Abatement

- Any property owner in an economic revitalization area who makes improvements to real property or installs new or used manufacturing equipment from out of state is eligible for property tax abatement
- Commercial, industrial and equipment tax abatements are based upon project scope
- Time frame varies and may be abated up to ten years

Tax Increment Financing (TIF)

- TIF allows the city to use increased tax revenues stimulated by redevelopment or economic development to pay for the capital improvements, such as roads and utilities, within the boundary of the TIF district

Additional Incentives

Foreign Trade Zone

Companies that import or re-export can realize substantial time and financial savings via the Foreign Trade Zone (FTZ), a federal program designed to support American business and job growth. In just a 30-minute conversation with your CFO or CEO, an FTZ consultant is able to gather the data required to produce a feasibility study/cost-benefit analysis, and it is free to you. INzone (www.INzone.org or 317-487-7200), Central Indiana's FTZ Grantee Administrator, pays for the study and helps connect you to qualified consultants.

In an FTZ, your company could experience these benefits:

- **Duty Savings** - Imports may be admitted and held in an FTZ without paying U.S. Customs duties.
- **Flexibility** - All merchandise, whether domestic or foreign, may be placed in an FTZ. Within an FTZ users can mix, manipulate, test, clean, sample, salvage, process, display, repair, destroy, assemble, and manufacture merchandise and goods.
- **Zone-to-Zone Transfer** - Items can be transferred between zones without being subjected to taxes.
- **Duty Rate Choice** - FTZ users can pay the duty rate applicable to either the raw materials or the finished products manufactured from the raw materials, depending upon which is lower.
- **Shelf-Life** - Items can be stored indefinitely in an FTZ, unlike a bonded warehouse.
- **Labeling** - No country-of-origin labels are required on merchandise admitted to the FTZ.
- **Quota / Supply Chain Efficiency** - Zone users can bring in bulk shipments and store quota goods in a FTZ until the next quota period allows for importation and distribution into the U.S.

City of Anderson Incentives

Anderson Municipal Light & Power (AMLP) Economic Development Rider

- This ED Rider is available to a Qualifying Customer to encourage large power users to expand or create new operations within AMLP's service territory
- A Qualified Customer is a new or existing non-residential customer in AMLP's service territory that:

  a. Meets the criteria for, and receives service under, Rate Schedule LP, IP, or ISTP;
  b. Is establishing new operations or expanding existing operations that will result in new or additional demand of at least one (1) MW (1000 kW) at one delivery point (the "Qualifying Demand"), and
  c. The new or expanded operations involve a capital investment of at least one million dollars ($1,000,000) within AMLP's service territory

- Beginning with the effective date indicated in the Application for Rider ED submitted by the Qualifying Customer, AMLP will receive a credit on its wholesale bill for the qualifying new load. The incentive amount received by AMLP from the Indiana Municipal Power Agency for such load will be passed in full to Qualifying Customers. For reference purposes, the discount to the Qualifying Customer's wholesale cost for qualifying new load will be calculated according to the following schedule:

Months 1-12 20%
Months 13-24 15%
Months 25-36 10%
Months 37-48 10%
Months 49-60 5%

Opportunity Zones

- Anderson has 4 (four) census tracts that are eligible for Opportunity Zone investments.
- Investors can defer tax on any prior gains invested in a Qualified Opportunity Fund until QOF is sold, exchanged or 12/31/2026, whichever is earlier.

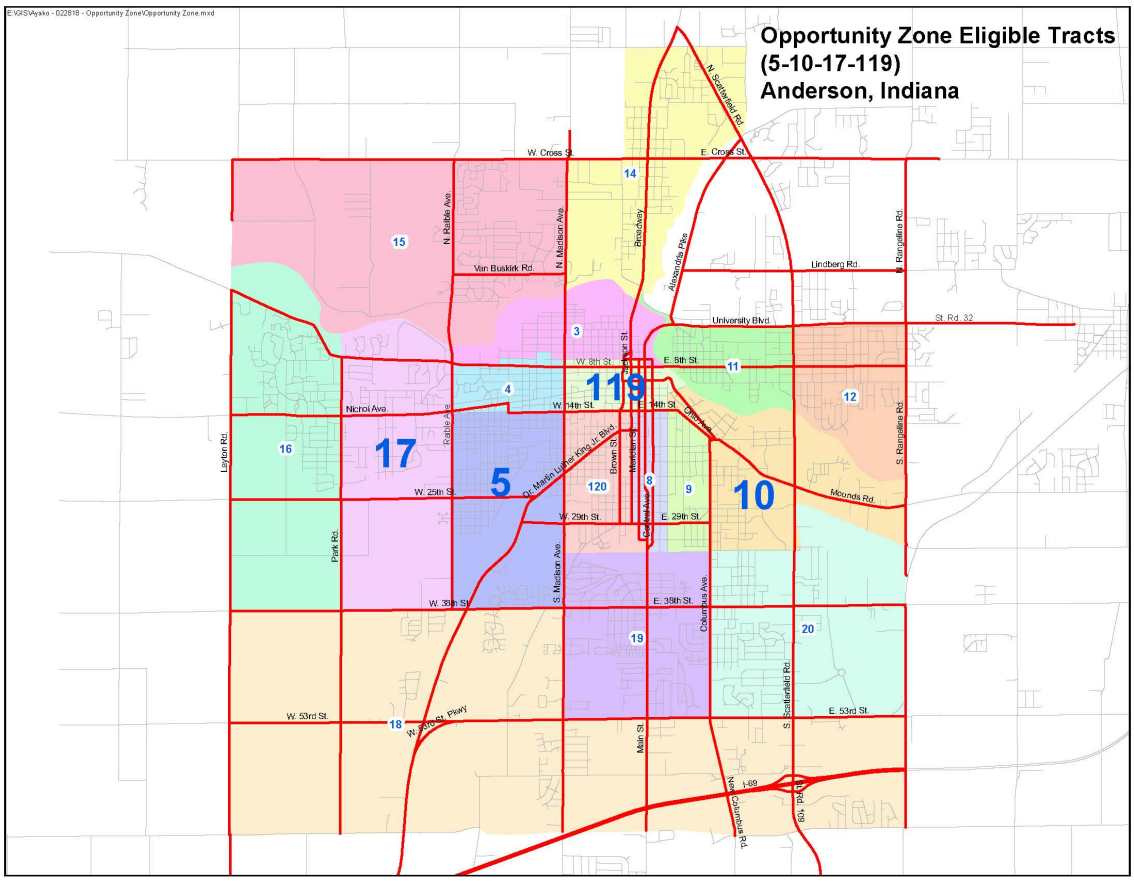

State of Indiana Incentives

The State of Indiana, through the Indiana Economic Development Corporation (IEDC), offers a variety of business incentive programs for companies creating new jobs and investment in Indiana. https://iedc.in.gov/

Economic Development for a Growing Economy (EDGE) Tax Credit

The refundable corporate income tax credit calculated as a percentage (not to exceed 100%) of the expected increased tax withholdings generated from new jobs creation. The credit certification is phased in annually for up to 10 years based upon the employment ramp-up outlined by the business.

https://iedc.in.gov/incentives/economic-development-for-a-growing-economy-tax-credit/home

Headquarters Relocation Tax Credit (HRTC)

A tax credit to corporations that relocate their headquarters to Indiana. The credit is assessed against the corporation's state tax liability. The Small Headquarters Relocation Tax Credit (S-HQRTC) provides a refundable tax credit to a small, high-growth business that relocates its headquarters or the number of employees that equals 80% of the company's total payroll to Indiana.

https://iedc.in.gov/incentives/headquarters-relocation-tax-credit

Hoosier Business Investment (HBI) Tax Credit

The non-refundable corporate income tax credits calculated as a percentage of the eligible capital investment to support the project. The credit may be certified annually, based on the phase-in of eligible capital investment, over a period of two full calendar years from the commencement of the project.

https://iedc.in.gov/incentives/hoosier-business-investment-tax-credit

Skills Enhancement Fund (SEF)

SEF provides assistance to businesses to support training and upgrading skills of employees required to support new capital investment. The grant may be provided to reimburse a portion (typically 50%) of eligible training costs over a period of two full calendar years from the commencement of the project.

https://iedc.in.gov/incentives/skills-enhancement-fund-sef

To learn more about other incentives, programs and initiatives offered by the State of Indiana, please go to the Indiana Economic Development Corporation (IEDC) web site https://iedc.in.gov/incentives.

Madison County Major Employers







Recent Business Attractions, Expansions, and Closures

The last 10 years Madison County has gained: 6,000 New Jobs and $1.6 Billion Investment



Last Closure was in 2020 Keihin North America 120 jobs

MADISON COUNTY INTERNATIONAL

Madison County has robust and growing Foreign Direct Investment and a Diverse International Business presence. Madison County has 18 International Companies from 9 different Countries. These 18 Companies have brought with them over 4,000 Jobs and over $1.5 Billion Investment!

Britain
Keter - *Resin Based Products Manufacturing*

Canada
Mancor - *Precision Metal Manufacturing*
WildCat Windfarms – *Windfarm*

China
Altairnano - *Lithium Titanate Battery R&D*
Sutong Tire – *Tire Import & Distribution*

France
Saft –Go Electric - *Green*

Germany
Muhlen-Sohn - *Industrial Fabrics Distribution*

Israel
Taditel - *Advanced Microelectronics R&D*

Italy
Italpollina -*Organic Biostimulant Fertilizer Mfg.*
Tecnoplast – *Clean Chemical Filtration Mfg.*
Sirmax - *Plastic Material Manufacturing*
SER - *Plastic Material Manufacturing*

Japan
Hitachi Transport System -Carter - *Logistics*
Sakamoto Industry -ELSA
- Tier 1 Fuel & Exhaust System Auto Mfg.
Moriroku Technology -Greenville Technology
-Tier 1 Resin Molded Auto Parts Mfg.
NTN Corporation –NTN Driveshaft Anderson
-Tier 1 CVJ, Driveshaft, Hub & I/C Shaft Mfg.

Switzerland
Nestlé USA - *Food Processing & Distribution*
LeClanché N.A. –*Energy Storage R&D*

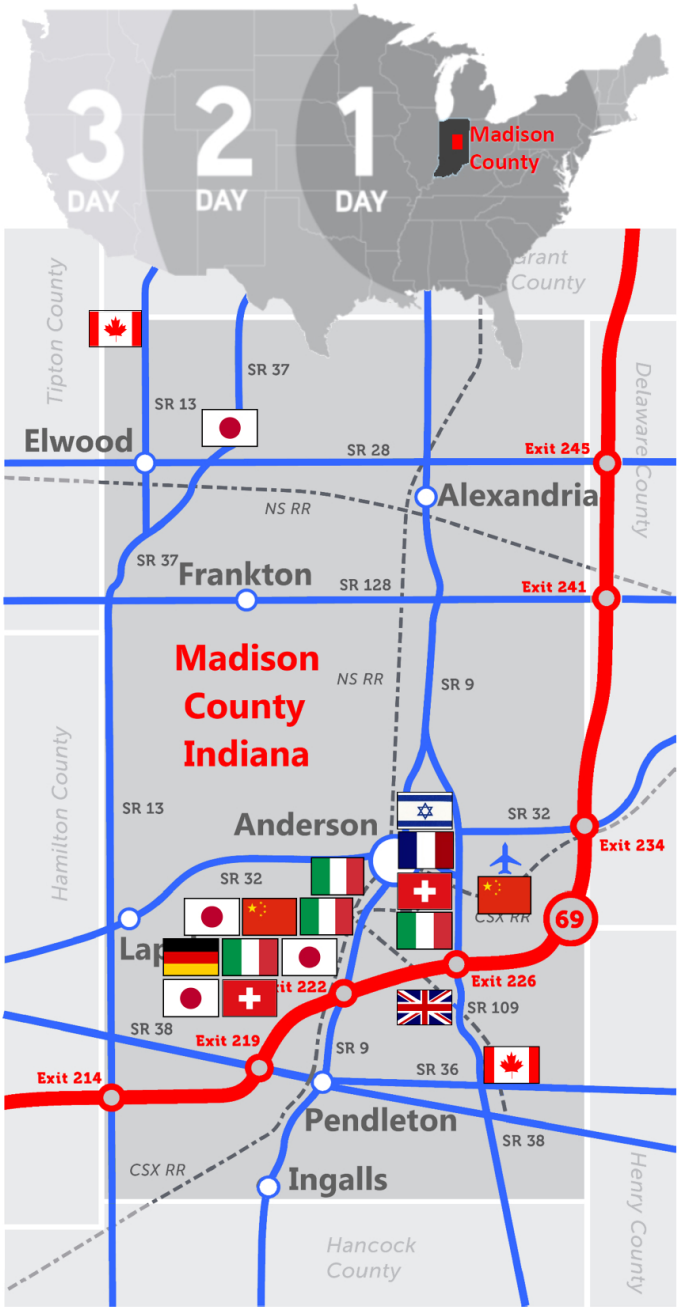

Distance to Major Cities: Indianapolis, IN 40 miles • Cincinnati, OH 120 miles • Louisville, KY 150 miles
Columbus, OH 170 miles • Chicago, IL 200 miles • Detroit, MI 240 miles

Corporation for Economic Development
Rob Sparks • robsparks@cedanderson.com
765-642-1860 • www.cedanderson.com

...We Are the Makers of the Well-Made and the Dreamers of Big Dreams, We Are Madison County...

Demographic Information

Population Estimates by Age (2019)

Madison County Age	Number	%
Preschool (0 to 4)	7,108	5.5%
School Age (5 to 17)	20,549	15.9%
College Age (18 to 24)	10,983	8.5%
Young Adult (25 to 44)	32,410	25.0%
Older Adult (45 to 64)	34,282	26.5%
Seniors (65 and older)	24,197	18.7%
Median Age	41	

Laborshed/Labor Pool *Age	Number	%
Preschool (0 to 4)	115,484	6.6%
School Age (5 to 17)	304,551	17.4%
College Age (18 to 24)	168,904	9.6%
Young Adult (25 to 44)	485,286	27.7%
Older Adult (45 to 64)	429,313	24.5%
Seniors (65 and older)	249,816	14.2%
Median Age	39.5	

* Laborshed/Labor Pool includes Delaware, Grant, Hamilton, Hancock, Henry, Madison, Marion, and Tipton counties.

Population over Time (2019)

	City of Anderson	Madison County	Laborshed*
Yesterday (2010)	56,129	131,637	1,632,767
Today (2019)	54,765	129,569	1,755,373
Tomorrow (2030 projection)	N/A	127,466	1,887,601
Percent Change 2010 to Today	-2.43%	-1.57%	7.51%

Source: Hoosiers by the Numbers/Indiana Department of Workforce Development

Education Attainment (2019)

Within 15-, 30- and 45-minute drive of I-69 Exit 222, Anderson (Madison County), Indiana

	Madison County		15-minute Drive	%	30-minute Drive	%	45-minute Drive	%
Total Population 20 and Older	97,530		59,217		730,377		1,447,323	
Less than 9th Grade	2,359	2.6%	1,410	2.6%	16,152	2.4%	42,970	3.3%
9th to 12th, No Diploma	8,572	9.6%	5,140	9.6%	42,427	6.4%	98,598	7.5%
High School Graduate (incl. equiv.)	34,143	38.1%	19,818	36.9%	170,109	25.6%	361,012	27.5%
Some College, No Degree	19,575	21.8%	12,151	22.6%	128,961	19.4%	256,041	19.5%
Associate Degree	8,349	9.3%	4,995	9.3%	51,844	7.8%	102,635	7.8%
Bachelor's Degree	11,114	12.4%	6,924	12.9%	162,327	24.5%	289,571	22.0%
Graduate or Professional Degree	5,521	6.2%	3,302	6.1%	91,522	13.8%	163,573	12.4%
High School or Higher	68,702	87.8%	47,190	87.8%	604,793	91.1%	1,172,832	89.2%
Bachelor or Higher	16,635	18.6%	10,226	19.0%	253,849	38.3%	453,144	34.4%

Source: Applied Geographic Solutions

Income (2019)

	Madison County	Indiana
Median Family Income	$61,629	$73,876
Median Household Income	$54,145	$57,617
Per Capita Personal Income –PCPI	$39,428	$48,678
Average Wage Per Job	$40,175	$48,793
Poverty Rate	13.1%	11.9%
Poverty Rate –Children under 18	18.6%	15.1%

Source: US Census Bureau, ACS 5 Year Estimates

Workforce Training

The Anderson Advanced Manufacturing Program (AAMP) is a job training program that works with both our educational and corporate partners to fill vacant positions with graduates who show the proper work ethic and basic skill levels required by our area manufacturers.

- AAMP launched Monday, April 1st, 2019 at the Purdue Polytechnic Institute
- AAMP training slots are paid positions: $1,600 for the entire 160 hour program (4 wks @ 40 hrs per wk)
- AAMP training and curriculum has been created by Purdue Anderson with direction from NTN, NTK, Red Gold & Sirmax and is open to additional company participation
- AAMP graduate will earn the Purdue University Advanced Manufacturing Certificate and have priority interview status with participating employers
- AAMP is modeled after the Lafayette RAMP program created by Subaru & Conexus which has successfully reduced new employee turnover by 60% while reducing costs
- AAMP will utilize the same applicant selection, training and participation criteria as AAMP participating companies

Please visit AAMP at https://www.andersonecondev.com/565/AAMP-Work-Readiness-Initiative.

JobSource is a partner in the WorkOne Anderson office, operates the Workforce Innovation and Opportunity Act (WIOA) providing with programs including among others, job training, certification assistance and short-term tuition assistance.

Please visit JobSource at http://jobsourcecap.org/.

WorkOne, a division of the Indiana Workforce Development Department (DWD), assists both individuals seeking employment and businesses seeking employees. WorkOne has resources for job postings and referrals, training information, placement assistance, community connections, employee recruitment, labor market information, and more. Their computerized job matching system can evaluate your job positions to develop a profile of essential skills required to do that job well. Using the WorkKeys test, WorkOne can assess applicants for those skills.

Please visit WorkOne at http://www.workonecentral.org/employers.html.

The Employer Training Grant reimburses employers who train, hire, and retain new or incumbent workers to fill in-demand positions within recognized job fields. The grant will reimburse employers up to $5,000 per employee who is trained, hired, and retained for six months, up to $50,000 per employer. It's easy to learn more and submit a grant request.

Please visit Next Level Jobs at https://www.nextleveljobs.org/Job-Seeker/Available-Job-Training.

Training, Education, and Incubation

The Flagship Enterprise Center (FEC) is an innovative center for education, business incubation, technology transfer, and training which supports economic development in Anderson. It serves as a specialized small business incubator and early business accelerator with an emphasis on providing education opportunities as well as fostering emerging manufacturing and electronic technology.

Supported by the City of Anderson, Anderson University, Purdue University, the U.S. Small Business Administration (SBA), the U.S. Department of Commerce Economic Development Administration (EDA), and many others, the FEC is an EDA designated Center of Excellence and the Flagship Park is a State of Indiana Certified Technology Park.

Flagship Purdue Polytechnic Institute is a 90,000 SF LEED certified state-of-the-art building consisting of Purdue University Polytechnic Institute, 2 makerspaces, and 6 computer and applied engineering labs, offering hands-on learning environment. It also has business-incubation, light industrial space, prototyping, and woodworking. P3 Makerspace is the place its members bring creations to life with a state-of-the-art workspace.

Higher Education

Within Anderson there are several higher learning institutions such as **Anderson University**, **Purdue University Polytechnic,** and **IVY Tech Community College.**

Anderson University
www.anderson.edu/
2,000 students
Undergraduate Business (Accounting, Economics, Entrepreneurship, Finance, Global Business, Management, Marketing, Entertainment & Music Business), MBA, DBA (Doctor of Business Administration), Electrical Engineering, Mechanical Engineering, Information Systems, Computer Science, Criminal Justice

Purdue University Polytechnic Institute (Anderson)
www.polytechnic.purdue.edu/anderson
150 students
Engineering Technology, Computer and Information Technology, Industrial Engineering Technology, Mechatronics Engineering Technology, Supply Chain Management, Technology, Multidisciplinary Technology, Organizational Leadership



IVY Tech Community College (Anderson)
www.ivytech.edu/anderson/
3,100 students Anderson
Advanced Automation and Robotics, Automotive Technology, Design Technology, Electrical Engineering Technology, Electronics and Computer Technology, Energy Technology, Engineering Technology, Industrial Technology, Manufacturing Production and Operations, Welding, Network Infrastructure, Server Administration, Information Technology Support (nearly 40 programs available in East Central region)

Major Universities within 50 miles: Ball State University 22,500 students Muncie, Indiana University-Purdue University 30,000 students Indianapolis, Butler University 5,000 students Indianapolis, Indiana Wesleyan University 14,000 students Marion, Taylor University 2,600 students Upland. Multiple other higher education institutions are also available in the Indianapolis area.

Primary and Secondary (K-12) Education

Madison County is home to 5 Public School Corporations, 2 Private Schools, and 1 Prep School. The largest school corporation in Madison County, **Anderson Community School Corporation (ACSC),** currently provides public education to the residents of Anderson through a preschool center, a kindergarten school, six elementary schools, a middle school and a high school. Some residents in Anderson attend schools in adjacent communities including **South Madison Community Schools** in Pendleton, **Alexandria Community Schools** in Alexandria, **Elwood Community Schools** in Elwood, as well as **Frankton-Lapel Community Schools** in Frankton and Lapel.

Anderson is also home to **Anderson Preparatory Academy**, a public military-style charter focusing on college preparatory curriculum of liberal arts and sciences. As a public charter school, APA is tuition-free and enrollment is open to any student grades K-12 in the state of Indiana.

2019-2020 School Year Stats – Madison County Schools					
School Corporation	**Enrollment**	**Graduates**	**Grad. Rate**	**College & Career Readiness***	**City**
Alexandria Community	1,540	94	95.7%	60.9%	Alexandria
Anderson Community	6,874	457	80.3%	73.4%	Anderson
Elwood Community	1,568	107	90.7%	67.9%	Elwood
Frankton-Lapel Community	3,182	246	91.1%	48.6%	Lapel
South Madison Community	4,404	330	96.6%	69.9%	Pendleton
Anderson Preparatory Academy	755	58	91.4%	44.0%	Anderson
Liberty Christian School	441	30	100%	65.4%	Anderson
Indiana Christian Academy	256	12	100%	N/A%	Anderson
State of Indiana	1,140,893	80,065	86.9%	68.3%	State of IN

*College & Career Readiness: % of AP, IB, Dual Credit, or Industry Certification student success

Less than 30 minutes from Madison County, nearby Delaware County, Hamilton County, and Henry County are also home to many employees of Anderson-based companies. These top 3 counties sending workers to Anderson-Madison County also offers a variety of quality educational opportunities. Hamilton Southeastern Schools in Fishers (Hamilton County) and Carmel Clay Schools in Carmel (Hamilton County) for example, are ranked among the top schools state-wide and nationally.

2019-2020 School Year Stats – Nearby Communities					
School Corporation	**Enrollment**	**Graduation**	**Grad. Rate**	**College & Career Readiness****	**City**
Daleville Community	961	64	93.2%	86.9%	Daleville
Yorktown Community	2,645	197	98.0%	65.5%	Yorktown
Muncie Community	5,264	309	89.6%	64.6%	Muncie
Hamilton Southeastern	21,599	1,582	96.0%	78.8%	Fishers
Noblesville School	10,611	679	96.1%	72.8%	Noblesville
Carmel Clay	16,352	1,284	97.6%	83.2%	Carmel
Shenandoah School	1,416	104	89.4%	64.3%	Middletown
New Castle Community	3,108	228	93.4%	69.9%	New Castle
State of Indiana	1,140,893	72,465	88.1%	68.3%	State of IN

Secondary Career Center Education

Madison County is home to 2 Career Centers that serve our 6 neighboring Counties in Central Indiana.

D26 AHS Career Center (Anderson) www.careercenter.acsc.net/

The Anderson Career Center is an area career center that serves students from eight schools in Madison, Delaware, Henry, Hancock, and Hamilton Counties. Students attending the Anderson Career Center attend half of the school day at their home high school and half of their day at the Career Center involved in one of 21 career/technical education programs including but not limited to:

- Advanced Manufacturing
- Computer Tech Support
- Facilities Maintenance
- Construction Trades
- Entrepreneurship
- Welding

Our programs are designed to serve students who choose to go directly into the workforce and those students who may choose to go on to a two or four year college program. Many of our programs offer industry certifications and most offer dual college credits with Ivy Tech.

Hinds Career Center (Elwood) www.hindscareercenter.org/

The Hinds Career Center is an area career center that serves seven school districts in Madison, Hamilton, Tipton, and Grant counties. Hinds Career Center provides the learning environment necessary for success in mastering those life-long skills essential in continuing education, the work force, and the community through career preparation emphasizing technical, communication and team-working skills.

There are 13 program offerings including but not limited to:

- Visual/Graphic Communications
- Business Technology
- Construction Trades
- Precision Machining
- Welding



Students that complete a career-technical program at Hinds Career Center can graduate on a path that provides options of pursuing post-secondary education toward an associate or bachelor's degree, training through a technical college, apprenticeship in a trade, or direct entry into the workforce.

Health Care

Madison County has three hospitals:

Ascension St. Vincent Anderson Regional Hospital

(www.healthcare.ascension.org/Locations/Indiana/INEVA/Anderson-Ascension-St-Vincent-Anderson)
Ascension St. Vincent Anderson hospital services include a Level III Trauma Center, mental health and addictions unit, state-of-the-art cancer center, women's center, and outpatient rehabilitation center.
Our primary care and multi-specialty doctors provide a network of community health partners for Madison County residents. We serve patients and families from throughout central Indiana for acute and advanced healthcare needs.

Community Hospital Anderson (www.communityanderson.com)
Community Hospital Anderson is a verified Level III trauma center designated by the state of Indiana, meaning that we are equipped to handle serious traumatic injuries. State law mandates that people who are seriously injured be taken to a hospital that has been designated as a trauma center. Community Anderson is the only hospital in the county with all board-certified emergency physicians. The emergency department also provides Joint Commission recognized stroke care, neurosurgical and cardiac care to those in emergent situations.

Ascension St. Vincent Mercy Hospital Elwood

(www.healthcare.ascension.org/Locations/Indiana/INEVA/Elwood-Ascension-St-Vincent-Mercy)
Ascension St. Vincent Mercy is a critical access hospital with adult and pediatric beds. Our swing bed program has designated skilled nursing beds. We offer an emergency room 24 hours a day, seven days a week. The Surgery Center provides the latest technology and the technical skill of board-certified surgeons doing general surgery and laparoscopic procedures.

In addition, there are three urgent care centers (walk-in health clinics) in Madison County, including **Med One**, **MedCheck** and **MedExpress**. **Meridian Health Services Madison County** (formerly known as Madison County Community Health Center) also provides a full medical and health service including dental care for the uninsured, underinsured, Medicaid, and Medicare populations.

Less than 30 minutes outside of Madison County major hospitals include: IU Health Ball Memorial in Muncie, Ascension St. Vincent in Fishers, IU Health Saxony in Fishers, and Community North in Castleton.
Less than 45 minutes away and located in Indianapolis hospitals include: Riley Hospital for Children, Peyton Manning Children's Hospital, VA Hospital Indianapolis, and IU Health University multi-campus hospital.

Living

	Anderson IN	Madison County, IN	Indianapolis IN	Columbus OH	Louisville KY	Chicago IL
Cost of Living Index* **	70.6	76.7	83.5	85.5	88.4	106.9

****The average for participating places equals 100 and each index is read as a percentage of the average for all places.*

Source: Sperling's Best Places 2020

Home Size	Selling Price	Rental Price
1,200 SF (Apt/Condo)	$100,000	$650
2,500 SF (House)	$113,000	$1,000

Cost of Construction -RS Means: Material +5.21, Installation +0.12, **Average +3.23 = 107.6**

Local Housing Data 2020	City of Anderson	Madison County	Labor Area
Total Housing Units	27,867	59,071	745,722
Owner Occupied	47%	61%	63%
Median Value	$59,100	$96,000	$127,538
Renter Occupied	37%	27%	26%
Median Rent	$507	$564	$640
Vacant	16%	12%	11%

Source: Sperling's Best Places 2020

Local Housing Sales Feb. 2021	City of Anderson	Madison County	Labor Area
Units Sold	89	156	2,033
New Listings	61	96	753
Avg. Days on Market	26	29	30
Inventory	225	368	5,788
Median Sales Price	$135,000	$145,950	$205,000
Avg. Price per SF	$90	$98	$126
% of Ask Received	97.8%	98.5%	99.75%

**Delaware, Grant, Hamilton, Hancock, Henry, Madison, Marion, Tipton*

Source: MIBOR Realtor Association

Climate Annual Average

- Temperature Annual Average High: 61.2º F
- Temperature Summer Average High: 84.2º F
- Number of Days Above 90ºF/32ºC: 13.1 days
- Temperature Annual Average Low: 41.6º F
- Temperature Winter Average Low: 18.5º F
- Number of Days Below 32ºF/0ºC: 118.3 days
- Precipitation: 41.4 inches
- Number of Days with Precipitation: 118.3 days
- Snowfall: 18.9 inches
- Number of Days with Snow: 7.4 days
- Number of Sunny Days: 187 days
- UV Index 3.8 – Average Elevation 866 ft.

Source: Sperling's Best Places 2020

The Anderson-Madison County area is not known for natural disasters such as hurricanes, wildfire, or earthquakes. Tornadoes are possible just as in any part of the Midwest United States. According to National Center for Environmental Information (NOAA), the average annual number of tornadoes (1991-2010) is 22 in the entire state of Indiana.

Arts and Cultural

The arts and culture scene of Madison County is continually growing. With must-see theater experiences like the Paramount Theatre, Alley Theatre, Mainstage Theatre, and The Commons Theatre all provide various opportunities for the citizens of Madison County. A Town Center provides free studio space for artists and provides a number of community engagement opportunities.





Alexandria Monroe Historic Museum



ANDERSON'S MAINSTAGE THEATRE

Distilleries, Wineries, and Local Cuisine

Madison County has no shortage of local dining options. The county's dining options are spread throughout the county and provide various cuisines for the citizens. The Lemon Drop has been a staple of the Anderson Community for over 60 years! In addition to these dining options, distilleries and wineries provide unique tastings of local crafts. Anderson alone boasts three unique breweries or distilleries in Oakley Brothers, Kettle Top, and Creatures of Habit.

OAKLEY BROTHERS DISTILLERY

THE TIN PLATE FINE FOOD & SPIRITS

Quinn's Corner Est. 2020

Dane's Rootbeer Hot Dogs

Rachels Hi-Way Cafe

Creatures of Habit Brewing Co.

THE TOAST Cafe

Catello's Italian Art Cuisine

SAHM'S Est. 1986 Smoke House

the FLYOVER

Sophie's Bagels

KETTLE TOP Brewhouse Anderson, IN

THE LEMON DROP

JACKRABBIT COFFEE

local market & cafe Collective Roots anderson, indiana

Good's CANDY SHOP

THE BANK RESTAURANT

BELGIAN HORSE Winery

Madison County Winery Est. 2008 Markleville, Indiana

Recreational Opportunities

Madison County holds many opportunities for recreation for its citizens. Mounds State Park, Pendleton Park, Callaway Park, and Shadyside Memorial Park highlight the many parks within Madison County that provide outdoor recreation for the citizens of Madison County. Hoosier Park Racing and Casino, Anderson Speedway, Roll Arena, and SoarIndy provide citizens with a diverse set of opportunities for entertainment and fun.



Special and Featured Events and Festivals

Madison County has its fair share of community events and festivals that provide citizens with opportunities to experience each other's heritages and history. Andersontown PowWow, Elwood Glass Festival, Frankton Heritage Days, Lapel Village Fair, and Pendleton Fall Festival are all examples of the various ways for Madison County citizens can connect with one another. The Little 500 Festival and Race occurs at the Anderson Motor Speedway and is consistently one of the biggest annual events in Madison County.

Thank you for taking the time to consider Madison County, Indiana. Below is a list of contacts that may be of use to you. Please feel free to reach out to our office directly and we would be more than happy to answer any questions you may have, provide any additional information you may require, or connect you personally to any of the below mentioned contacts.

Corp. for Economic Develop.
Rob Sparks
Executive Director
Madison County, Indiana
robsparks@cedanderson.com
(765) 642-1860

Madison County Chamber
Clayton Whitson
CEO / President
clayton@getlinkedmadison.com
(765) 642-0264

City of Alexandria
Todd Naselroad
Mayor
todd21666@gmail.com
(765) 724-4633

Alan Moore
Economic Development
amoore9900@gmail.com
(765) 724-4633

City of Anderson
Tom Broderick
Mayor
tbroderick@cityofanderson.com
(765) 648-6000

Greg Winkler
Economic Development
GWinkler@cityofanderson.com
(765) 648-6112

City of Elwood
Todd Jones
Mayor
toddajones@hotmail.com
(765) 552-5076

Bill Savage
Economic Development
savagewd@hotmail.com
(765) 552-8384

Town of Frankton
Vickie Hart
Town Council President
vharttc@gmail.com
(765) 621-1329

Town of Lapel
Chad Blake
Town Council President
chad@lapelindiana.org
(765) 627-0288

Town of Pendleton
Scott Reske
Town Manager
sreske@town.pendleton.in.us
(765) 778-8370

•Utility Providers NON City/Town•

Ashley Savieo, Manager
Indiana Michigan Power (AEP)
ansavieo@aep.com
(260) 408-3629

Erin Schneider, Manager
Duke Energy
Erin.Schneider@duke-energy.com
(317) 838-1069

Bryan Brackemyre, Manager
Indiana Municipal
Power Agency
bryanb@impa.com
(317) 575-3879

Brian Gildea, Industrial Manager
Vectren - Centerpoint Energy
brian.gildea@centerpointenergy.com
(317) 260-5311

Jim Tackett, Supervisor
AT&T
jt5084@att.com
(317) 265-0080

Jeff Johnson, Business Sales
NineStar
jjohnson@ninestarconnect.com
(317) 323-2134

Tonya Miller, Regional Sales Manager
Intelligent Fiber Network
tmiller@intelligentfiber.com
(317) 777-7122